

SSARWH ARCHITECTURAL SMARTSERIES®

Programmable Wall Heater

WALL HEATERS




Technical Specifications:


Temp Range: 40°-90°F
CFM: 100

Ideal Spaces:

Living Rooms
Basements
Lobbies
Offices
Conference Rooms
Waiting Room
Vestibules & Stairwells
Restaurants



White



Aluminum


- › The best in contemporary design with a hidden digital touch screen LED thermostat (5/2-day programming)
- › Rugged heavy duty die cast aluminum grille, BMS compatible—Connects to Building Management Systems for optimum control
- › Energy efficiency with proportional heating that automatically adjusts wattage output
- › Maintains heat within 1.5 degree of set temperature (as compared to five degrees with conventional bi-metal thermostats)
- › Hold function maintains constant set temperature. Use for freeze protection or vacation setting when away
- › Lockout Feature—Securely maintain comfort levels
- › 'Right out of the box' installation; fits recessed between standard studs walls with two-piece construction
- › No ducting or plumbing needed means no heat loss before the heat enters the room
- › Power on/off switch for added safety during maintenance



SSARWH ARCHITECTURAL SMARTSERIES®

Programmable Wall Heater

Scan the QR code
to access additional
specs and features



Models & Specifications:

ITEM INFORMATION			ELECTRICAL DATA					SHIP WT.
	CATALOG NO.	UPC	VOLTS	PHASES	WATTS	AMPS	BTU/HR.	
◆	SSARWH1802	685360156842	120	1	900/1800	15	6,142	25 lbs
◆	SSARWH4808	685360156767	208	1	1440/4800	23.1	16,378	25 lbs
◆	SSARWH4804	685360156774	240	1	1440/4800	20	16,378	25 lbs
◆	SSARWH4807	685360156804	277	1	1440/4800	17.3	16,378	25 lbs

SKU Legend: ◆ = Popular Products; ● = Extended Offering (Contact your local Marley Sales Representative for typically associated lead times)

NOTE: For handling 208V Max AMP loads, contact your local Marley Sales Representative. Standard grille color is White. Add AL (Aluminum) suffix to catalog number of both the heater and mounting frame (ex. SSAR1802AL).

Mounting Limitations: Do not install heater closer than 12 in. to the floor, 12 in. to an adjacent wall, 36 in. to the ceiling. Do not install heater behind towel rack or door, upside down or sideways, in the floor, in the ceiling, or in closets.

Optional Accessories:

CATALOG NO.	UPC	DESCRIPTION	COLOR	SHIP WT.
HTWHSM	685360155456	Surface Mounting Frame 15 5/8" W x 19 3/8" H x 3 3/4" D	White	4 lbs
HTWHS1	685360155487	1 in. Semi-Recess Mounting Frame 15 5/8" W x 19 3/8" H x 1" D	White	4 lbs
HTWHS2	685360155517	2 in. Semi-Recess Mounting Frame 15 5/8" W x 19 3/8" H x 2" D	White	4 lbs

Dimensions and Clearances:

