

COS-E SERIES™

Residential Fan-Forced Zonal Wall Heater

WALL HEATERS



Technical Specifications:


Temp Range: 45°-135°F

CFM: 65

Grille Gauge: 20

Ideal Spaces:

Bedrooms
Living/Family Room
Kitchens
Basements
Offices
Conference Rooms
Waiting Rooms



White


- › Contemporary look and compact size ideal for new residential or commercial installations where space is limited
- › Patented CLIP-N-FIT® feature allows installer to change the desired wattage output without moving the jumper wire
- › Dual Protection: self-hold limit to protect against overheating, with a one-time thermal fuse backup
- › Dual voltage and wattage ratings help reduce inventory levels
- › Heater/Fan Assembly fits into back box with a single screw for quick installation and easy service
- › Built-in double-pole thermostat with positive OFF position, or a remote, wall mounted thermostat provides localized room control
- › Multi-layer impeller provides quiet operation



COS-E SERIES™

Residential Fan-Forced Zonal Wall Heater

Scan the QR code
to access additional
specs and features



Models & Specifications:

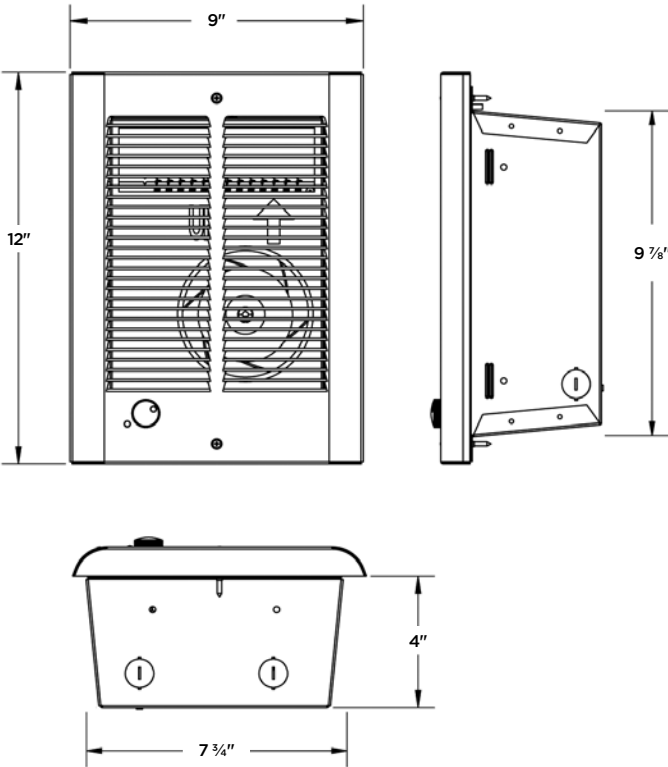
ITEM INFORMATION			ELECTRICAL DATA						SHIP WT.
CATALOG NO.	UPC		VOLTS (1)	VOLTS (2)	WATTS (1)	WATTS (2)	AMPS (1)	AMPS (2)	
◆ CZ1512T	685360161648		120	—	1500/750	—	12.5/6.3	—	11 lbs
◆ CZ1012T	685360161655		120	—	1000/500	—	8.4/4.2	—	8.1 lbs
◆ CZ1048T	685360161631		208	240	750/375	1000/500	7.2/3.6	8.4/4.2	11 lbs
◆ CZ1548T	685360161624		208	240	1125/570	1500/750	5.4/2.7	6.3/3.2	5.6 lbs
◆ CZ2048T	685360161617		208	240	1500/750	2000/1000	3.6/1.8	4.2/2.1	11 lbs

SKU Legend: ◆ = Popular Products; ● = Extended Offering (Contact your local Marley Sales Representative for typically associated lead times)

Optional Accessories:

CATALOG NO.	UPC	DESCRIPTION	COLOR	SHIP WT.
CZTDP	685360163321	Double-Pole Built-in Thermostat Kit (Range: 45-135°F)	White	1 lbs
CZSM	685360163352	Surface Mounting Frame	White	2 lbs
CZ2CRAKIT	685360165196	Retrofit Kit CRA to COS-E	White	2 lbs

Dimensions and Clearances:



Suggested Controls



TH106A M601W