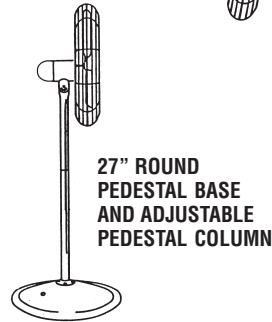
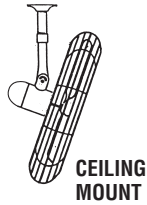
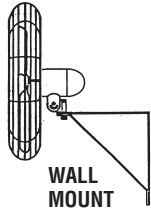
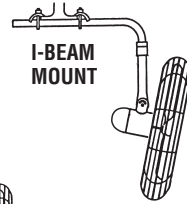




PROJECT _____	ENGINEER _____	SUBMITTED BY _____
DATE _____	ARCHITECT _____	_____
SHEET _____ OF _____	CONTRACTOR _____	_____



### SPECIFICATIONS

- 20", 24" and 30" diameter.
  - 2 Speed, 1/4 HP, single phase, 120 volt, totally enclosed, permanently lubricated ball bearings, built-in thermal overload protection, permanent split capacitor motor with pull chain switch.
  - Exterior switch and capacitor box for easy service.
  - Precision balanced aluminum blades.
  - Powder paint coated guards meeting OSHA safety standards.
  - cULus listed.
  - Meets federal OSHA standards.
- Pedestal and wall mount Uni-Packs available.

### OPTIONAL MOUNTS

- Wall\*
- Ceiling\*
- Adjustable Pedestal
- I-Beam\*
- 27" Round Base
- Suspension Mount\*

\*All wall, ceiling and I-beam mounts come with Secondary Support Cable.



ITEM	QTY	MARK	MODEL NUMBER	BLADE SIZE	FAN STYLE	CFM		RPM		MOTOR H.P.	MAX AMPS	REMARKS
						HI	LOW	HI	LOW			