



A Marley Engineered Products Brand

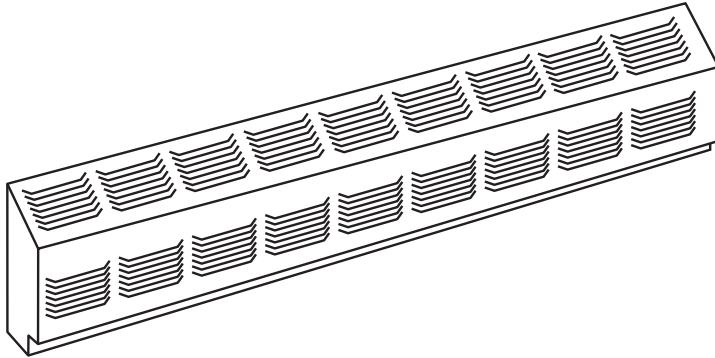
470 Beauty Spot Rd. E, Bennettsville, SC 29512 USA

SUBMITTAL SHEET

ICST SERIES

SLOPE TOP

INSTITUTIONAL CONVECTOR



CAPACITIES

500, 750, 1000,
1250, 1500, 2000 & 2500 Watts
120, 208, 240, 277, 347, 600V
1Ø only

See Selection Chart
Back Page



JOB NAME: _____

LOCATION: _____

ARCHITECT: _____

ENGINEER: _____

CONTRACTOR: _____

SUBMITTED BY: _____

DATE: _____

ICST SERIES - INSTITUTIONAL CONVECTOR, SLOPE TOP

QTY.	CATALOG NUMBER	TAG	HEATER			AMPS	CONTROL VOLTS	BUILT-IN CONTROLS
			KW	VOLTS	Ø			

ACCESSORIES
AND
CONTROLS

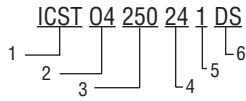
ITEM	QTY.	CAT. NO.	TAG	DESCRIPTION



A Marley Engineered Products Brand
470 Beauty Spot Rd. E, Bennettsville, SC 29512 USA

How to order the ST convectors:

Ex. 4', 250 W/ft., 240V, 1 phase unit with a built-in disconnect switch.



- Prefix: ICST designates 3" x 10" institutional convector slope top
- Cabinet length:
02 = 28", 03 = 36", 04 = 48", 05 = 60"
06 = 72", 08 = 96", 10 = 120"
- Watt Density:
125W/ft., 188W/ft., 250W/ft.
- Voltage: 12 = 120V, 20 = 208V, 24 = 240V
34 = 347V, 60 = 600V
- Phase: 1 = 1 PH., 3 = 3 PH.
- Optional built-in controls:
2T - double pole thermostat
T - single pole thermostat
DS - disconnect switch
PR - power relay
TR - transformer relay

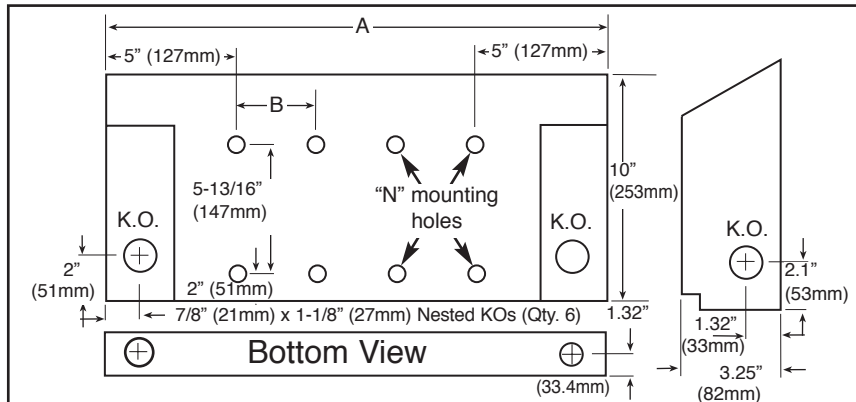
SELECTION CHART

Catalog Number	Length	Nominal Watts/Ft.	Total Heating Capacity		Amperage						Ship Weight Lbs.
			Watts	BTU/Hr.	120V	208V	240V	277V	347V	600V	
ICST02	28"	125	250	853	2.1	1.2	1.0	0.9	-	-	12
		188	375	1280	3.1	1.8	1.6	1.4	-	-	
		250	500	1706	4.2	2.4	2.1	1.8	1.4	-	
ICST03	36"	125	375	1280	3.1	1.8	1.6	1.4	1.1	-	15
		188	546	1925	4.7	2.7	2.4	2.0	1.6	-	
		250	750	2560	6.2	3.6	3.1	2.7	2.2	-	
ICST04	48"	125	500	1706	4.2	2.4	2.1	1.8	1.4	-	19
		188	750	2560	6.2	3.6	3.1	2.7	2.2	1.3	
		250	1000	3412	8.3	4.8	4.2	3.6	2.9	1.7	
ICST05	60"	125	625	2133	5.2	3.0	2.6	2.3	1.8	1.0	24
		188	940	3208	7.8	4.5	3.9	3.4	2.7	1.6	
		250	1250	4266	10.4	6.0	5.3	4.5	3.6	2.1	
ICST06	72"	125	750	2560	6.2	3.6	3.1	2.7	2.1	1.3	26
		188	1125	3840	9.4	5.4	4.7	4.1	3.2	1.9	
		250	1500	5120	12.5	7.2	6.3	5.4	4.3	2.5	
ICST08	96"	125	1000	3412	-	4.8	4.2	3.6	2.9	1.7	37
		188	1500	5120	-	7.2	6.3	4.1	4.3	2.5	
		250	2000	6824	-	9.6	8.3	7.2	5.8	3.3	
ICST10	120"	125	1250	4266	-	6.0	5.2	4.5	3.6	2.1	45
		188	1875	6400	-	9.0	7.8	6.8	5.4	3.1	
		250	2500	8532	-	12.0	10.4	9.0	7.2	4.2	

Optional Built-in Controls and Optional Accessories

Catalog Number	Ship Wt. lbs.	Description
T*	1	Single pole thermostat rated 24A @ 120 - 240 VAC. Pilot duty rating of 125 VA (all voltages). 60°F - 120°F temperature range.
2T*	1	Double pole thermostat rated 24A @ 120 - 240 VAC. Pilot duty rating of 125 VA (all voltages). 60°F - 120°F temperature range.
DS*	1	Double-pole disconnect switch, rated 20 amp @ 120-277 VAC.
TR*	1	Single-pole, low voltage relay with built-in transformer (24 VAC control), rated 25 amps @ 120-240 VAC, 17 amps @ 347V, 12 amps @ 600V.
PR*	1	Single-pole magnetic relay, rated 18A @ 120-600 VAC. Specify control voltage (24, 120, 240).
ICSTIC	2	Inside corner (requires additional wall space).
ICSTOC	2	Outside corner (requires additional wall space).
ICSTSP	1	Splice plate wide, coverage gap up to 1/2".

* - Factory built-in. Add suffix to heater catalog number.



WATTAGE	DIMENSIONS		
	A	B	N Holes
500	28" 709 mm	-	-
750	36" 912 mm	-	-
1000	48" 1216 mm	19" 481 mm	2
1250	60" 1520 mm	16.68" 423 mm	4
1500	72" 1842 mm	20.63" 523 mm	4
2000	96" 2432 mm	21.5" 545 mm	6
2500	120" 3040 mm	27.5" 697 mm	6