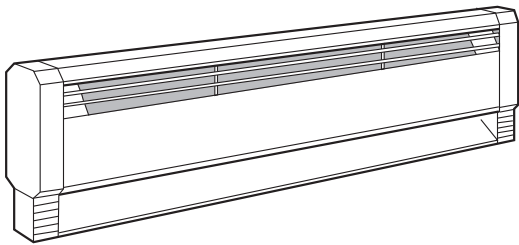




470 Beauty Spot Rd. E, Bennettsville, SC 29512



**SUBMITTAL SHEET
CBD SERIES
HEAVY-DUTY COMMERCIAL
BASEBOARD HEATERS**

CAPACITIES 500 TO 2000 W 145, 188 or 250 Watts/ft. 28", 34", 46", 58", 70" or 94" lengths 1 phase only

CBD SERIES - HEAVY-DUTY COMMERCIAL BASEBOARD HEATERS

JOB NAME: _____

LOCATION: _____

ARCHITECT: _____

ENGINEER: _____

CONTRACTOR: _____

SUBMITTED BY: _____

DATE: _____

ITEM	QTY.	CATALOG NUMBER	TAG	WATTS	VOLTS	PHASE Ø	AMPS	AVAILABLE CONTROLS

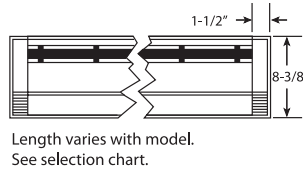
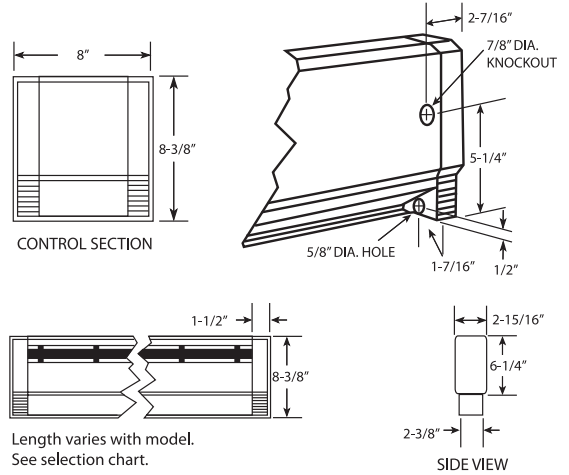
ACCESSORIES
AND
CONTROLS

ITEM	QTY.	CAT. NO.	TAG	DESCRIPTION



**WIRING COMPARTMENTS
DIMENSIONS**

Unit length varies
with model.
See Selection Chart.



ARCHITECT'S & ENGINEER'S SPECIFICATIONS*

Furnish and install where indicated on plans, electric baseboard heaters, suitable for continuous operation as manufactured by QMark, A Marley Engineered Products Brand, Bennettsville, SC. Heaters shall be cULus listed.

ENCLOSURE: The heaters shall be fabricated of minimum .028 inch electro-galvanized steel with minimum .040 inch electro-galvanized steel control boxes. Support brackets shall be 16 ga.

FRONT COVER: The front cover shall be fabricated of minimum 20 ga. galvanized steel.

HEATING ELEMENT: The heating element wire shall consist of 80% nickel, 20% chromium, and shall be encased in steel sheath to assure long and trouble free life. Aluminum fins shall be so designed as to block sheath radiation to front and back of heater body and pressure bonded to steel sheath.

INSTALLATION: Heaters shall be designed to permit use of supply conductors with 60°C insulation.

GENERAL: Heater has a durable textured polyester powder coat finish for corrosion resistance. Linear thermal cut-out shall be factory installed to automatically shut off heater in event of overheating and reactive heater when temperatures return to normal. Raceway cover kit for providing an enclosed raceway is standard. The complete heater shall have a height of 8-3/8 inches and a depth of 2 15/16 inches. Heaters shall have cULus approval for mounting on any floor surface including carpeting.

* QMark reserves the right to change specifications without prior notice.

SELECTION CHART

CATALOG NUMBER	HEATER VOLTS	WATTS	BTU/HR	AMPS	LENGTH	WT. (lbs.)
CBD500	120	500	1706	4.2	28"	8
CBD508	208	500	1706	2.4		
CBD504	240/208	500/375	1706	2.1/1.8		
CBD507	277/240/208	500/375/282	1706	1.8/1.6/1.4		
CBD750	120	750	2560	6.3	34"	10
CBD758	208	750	2560	3.6		
CBD754	240/208	750/562	2560	3.1/2.7		
CBD757	277/240/208	750/562/422	256	2.7/2.3/2.0		
CBD1000	120	1000	3413	8.3	46"	13
CBD1008	208	1000	3413	4.8		
CBD1004	240/208	1000/750	3413	4.2/3.6		
CBD1007	277/240/208	1000/750/562	3413	3.6/3.1/2.7		
CBD1250	120	1250	4265	10.4	58"	16
CBD1258	208	1250	4265	6.0		
CBD1254	240/208	1250/938	4265	5.2/4.5		
CBD1257	277/240/208	1250/938/704	4265	4.5/3.9/3.4		
CBD1500	120	1500	5120	12.5	70"	20
CBD1508	208	1500	5120	7.2		
CBD1504	240/208	1500/1125	5120	6.3/5.4		
CBD1507	277/240/208	1500/1125/844	5120	5.4/4.7/4.1		
CBD2008	208	2000	6826	9.6	94"	27
CBD2004	240/208	2000/1500	6826	8.3/7.2		
CBD2007	277/240/208	2000/1500/1125	6826	7.2/6.3/5.4		

ACCESSORIES

CATALOG NUMBER	DESCRIPTION	WT. (LBS.)
HBBT1	25A @ 120-277V SPST Thermostat	1
HBBT2	25A @ 120-277V DPST Thermostat	1
HBBT1TP	Same as HBBT1 except tamper proof.	1
HBBT2TP	Same as HBBT2 except tamper proof.	1
HBBAC	Air conditioner outlet section, 20A, @ 208-240V	1
HBBDR	Duplex receptacle section, 15A @ 120V	1
HBLVRO	Low voltage Relay Section, 25A @ 120V	2
HBLVR8	Low voltage Relay Section, 25A @ 208V	2
HBLVR4	Low voltage Relay Section, 25A @ 240V	2
HBBCDS2	2-Pole Disconnect switch section	1
CBDCIC	Inside corner section	1
CBDCOC	Outside corner section	1
HBBWS	8" Wiring section	1
CBDBS2	2 FT. BLANK SECTION	5
CBDBS3	3 FT. BLANK SECTION	8
CBDBS4	4 FT. BLANK SECTION	10
CBDBS5	5 FT. BLANK SECTION	13
CBDBS6	6 FT. BLANK SECTION	15
CBDBS8	8 FT. BLANK SECTION	21