




470 Beauty Spot Rd. E, Bennettsville, SC 29512



Conforms to ANSI/UL2021 & CSA C22.2, NO. 46

**SUBMITTAL SHEET
THX SERIES
In-Floor Trench
Convection Heaters**

CAPACITIES

500W through 1.25KW
Modularized to 2.5KW & Above
208 or 277V
1Ø

See Selection Chart for all Options

THX SERIES - IN-FLOOR TRENCH CONVECTION HEATERS

JOB NAME:	
LOCATION:	
ARCHITECT::	
ENGINEER::	
CONTRACTOR:	
SUBMITTED BY:	
DATE:	

TAG	QTY.	CATALOG NUMBER	HEATER			AMPS	BUILT-IN CONTROL	GRILLE TYPE	GRILLE FINISH
			KW	VOLTS	Ø				

ACCESSORIES AND CONTROLS	TAG	QTY.	CATALOG NUMBER	DESCRIPTION

SUBMITTED BY:	DATE

APPROVED BY:	DATE

ARCHITECT'S AND ENGINEER'S SPECIFICATIONS*

Furnish and install, where indicated on plans, THX Series convector type heaters, suitable for continuous operation, as manufactured by QMark, A Marley Engineered Products Brand, Bennettsville, SC.

CABINET/GRILLES Shall be 16-gauge (.060" min.) galvanneal steel enclosure, with a heavy-duty gauge, extruded, architectural aluminum bar grilles. The unit shall have the capacity to hold over two times the allowed UL listing weight. Each grille bar shall be of concave design. The grilles shall be either flush mount or surface mount, and come in multiple color/finish options.

SIZE Heaters shall be of zero vertical profile, with the entire enclosure recessed in the floor (6 $\frac{1}{8}$ " x 6 $\frac{1}{8}$ ") and available in standard lengths from 2-5 feet, with modular lengths above 5 feet.

HEATING LENGTHS, VOLTAGES, WATTAGE Heater lengths, voltages and wattage capacities shall be as indicated on the plans.

FINISH The grille shall be finished with polyester powder paint or anodized phosphate coating to resist corrosion.

WATER AND DEBRIS MANAGEMENT Heater shall include gaskets/seals for all control compartments in order to deter the entrants of water and debris. Each unit shall include a debris catch screen just below the grille, that will impede debris from falling inside of the unit and onto the elements.

HEATING ELEMENTS The nickel-chromium heating element wire shall be encased in a magnesium phosphate material inside a steel sheath for maximum, trouble-free element life. Aluminum fins shall be pressure bonded to the steel sheath. Elements shall be centered anchored and shall float freely at each end through high-temperature Noryl bushings. Stainless steel elements with aluminum fins shall also be available.

WIRING, ELECTRICAL, SAFETY Units shall be UL listed with gasketed junction boxes, end-to-end wire way, and multiple knockout locations for field wiring entry on either end or bottom. Heaters shall contain a dual safety limit chain standard, with both manual and automatic reset. All optional factory, build-in controls will be included in every unit, with no separate control sections needed unless otherwise indicated on the plans.

MOUNTING Heaters are listed for three mounting options, out of the box: frame mounted, concrete pour, direct on slab with legs. The heater shall come standard with 4 adjustable leveling legs, and configurable with mounting legs for additional securing points.

OPTIONAL BUILT-IN CONTROLS Power on/off switch, power relay, low-voltage control relays, and, singly or in combination, may be specified for factory installation in heaters. All optional factory build-in controls, and manual reset, are accessible via removal of the junction box covers.

*QMark reserves the right to change specifications without prior notice.

How To Order

MODEL	BRAND	NOMINAL UNIT LENGTH (FT)	WATTS	GRILLE TYPE	GRILLE FINISH	VOLTAGE	NO. OF PHASES	LAYOUT	MOUNTING KITS	CONTROL LOCATION	THERMOSTAT	POWER ON/OFF	POWER RELAY	TRANSFORMER	STAINLESS STEEL	CUSTOM
THX	Q	0 2 2 5 0	F F	A	2 7	1	S	L	L	0	0	0	0	0	0	0

Series Name

Qmark (Q)

02 = 2 ft. 03 = 3 ft.
04 = 4 ft. 05 = 5 ft.

188 w/ft., 250 w/ft.

FF = Flush Fixed
SF = Surface Fixed

A = Aluminum W = White
B = Black

20 = 208V
27 = 277V

0 = Standard

0 = None
S = Stainless Steel Elements

0 = None
X = Transformer Relay*
*Provides 24VAC power for external wall thermostat.

0 = None
L = Line Voltage coil (same as heater voltage)
1 = 120VAC holding coil
2 = 24VAC holding coil
NOTE: Power relay requires external voltage

0 = None
D = (1) Two-pole switch

0 = None: Requires Remote Thermostat

L = Left

L = Leveling legs
B = Both; Leveling & Mounting legs

S = Standard

1 = Single-phase

Specifications

CATALOG #	LENGTH	WATTS PER FOOT	Total Watts (BTUs)	AMPERAGE		# OF ELEMENTS	SHIP WEIGHT LBS.
				208 V	277 V		
THXQ 02188	2'	188	376 (1282)	1.8	1.4	1	30
THXQ 02250		250	500 (1705)	2.4	1.8		
THXQ 03188	3'	188	564 (1923)	2.7	2.0		40
THXQ 03250		250	750 (2558)	3.6	2.7		
THXQ 04188	4'	188	752 (2564)	3.6	2.7		52
THXQ 04250		250	1000 (3410)	4.8	3.6		
THXQ 05188	5'	188	940 (3205)	4.5	3.4	60	
THXQ 05250		250	1250 (4263)	6.0	4.5		

NOTES: All models are NON-STOCK made-to-orders ordering, specify quantity, catalog number, voltage, wattage, optional controls, and color. Consult sales representative for lead times.

For all sizes above 5' the units can be modularized together — i.e. for a 10'; two 5'. Reference instruction manual for details.

BLANK & CORNER SECTIONS

CATALOG NUMBER	DESCRIPTION	DIMENSIONS	SHIP WEIGHT LBS
THXBLK01#**	1' Blank Section	See unit dimension chart	12
THXBLK18#**	1.5' Blank Section	See unit dimension chart	18
THXBLK02#**	2' Blank Section	See unit dimension chart	24
THXBLK03#**	3' Blank Section	See unit dimension chart	32
THXBLK04#**	4' Blank Section	See unit dimension chart	40
THXBLK05#**	5' Blank Section	See unit dimension chart	48
THXCNR90XX	90° Corner Blank Section (see note A)		15

NOTES: All models are NON-STOCK made-to-order ordering and will need to be configured.

Consult sales representative for additional details and leadtimes.

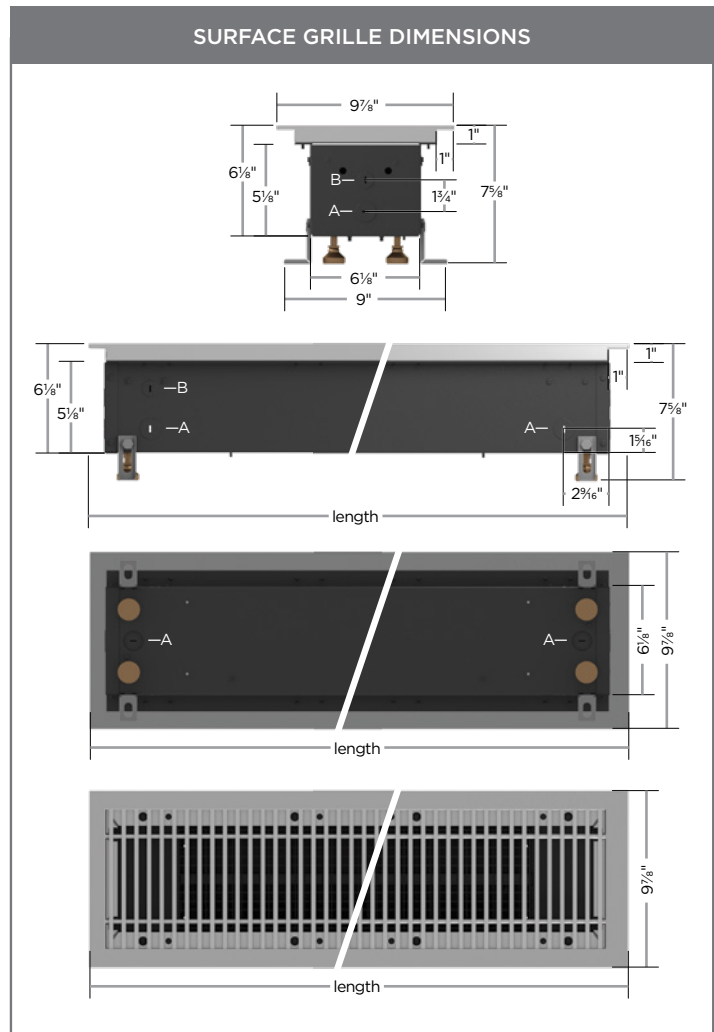
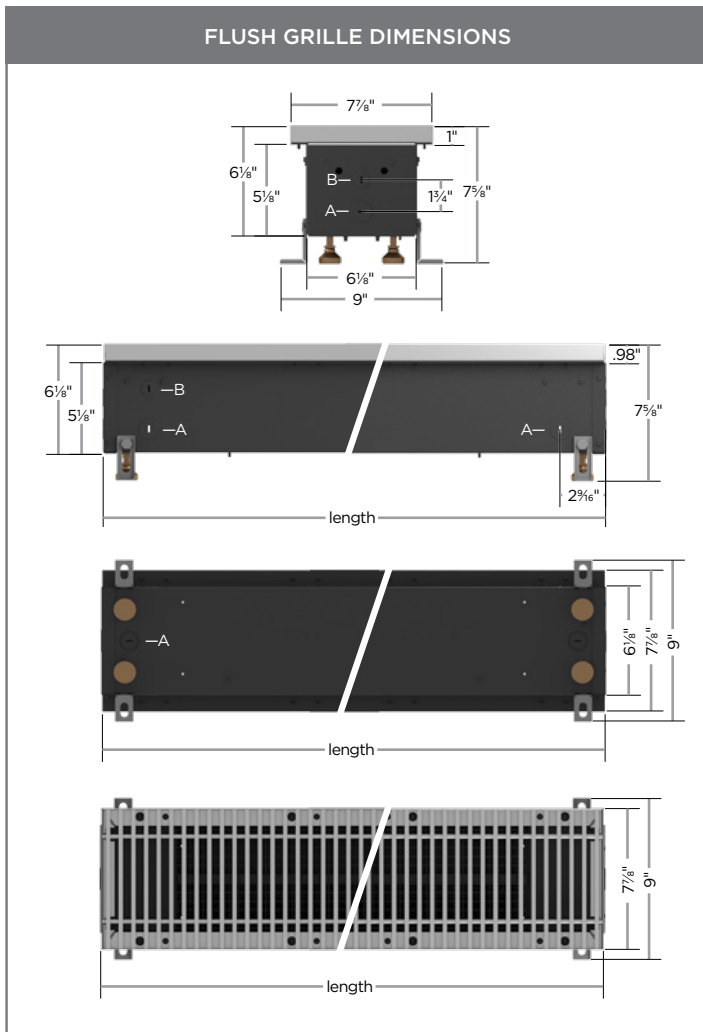
- This is the grille type identifier. Add suffix FF for Flush Fixed or SF for surface fixed. Default is FF.

** - This is the grille finish identifier. Add A for Aluminum, W for White, B for Black. Default is Aluminum

A - corner sections are only available without grilles.

SUFFIX ADDITION TO BASIC CAT. NO. (SEE HOW TO ORDER)	OPTIONAL BUILT-IN CONTROLS	RATINGS
DS	Power On/Off Switch	Double-pole, rated 20 amp @ 120-277 VAC.
TR	Transformer Relay	Single-pole, low voltage relay with built-in transformer (24 VAC control), rated 25 amps @ 120-240 VAC and 22 amps @ 277 VAC.
PR	Power Relay	Single-pole magnetic relay, rated 25 amps @ 120-600 VAC. Specify control voltage.

Dimensions



Size	2 ft.	3 ft.	4 ft.	5 ft.
Length	24 1/8" (613mm)	36 1/8" (918mm)	48 1/8" (1,223mm)	60 1/8" (1,528mm)
Grille Width	7 7/8" (200mm)			
Cabinet Width	6 1/8" (156mm)			
Depth	6 1/8" (156mm)			
A - Diameter (Nested)	1/2" (3/4")			
B - Diameter	1/2"			
Leveling Leg Adjustment	1-2" (26-52mm)			

Size	2 ft.	3 ft.	4 ft.	5 ft.
Length	26 1/8" (664mm)	38 1/8" (969mm)	50 1/8" (1,273mm)	62 1/8" (1,578mm)
Grille Width	9 7/8" (251mm)			
Cabinet Width	6 1/8" (156mm)			
Depth	6 1/8" (156mm)			
A - Diameter (Nested)	1/2" (3/4")			
B - Diameter	1/2"			
Leveling Leg Adjustment	1-2" (26-52mm)			

Based out of Bennettsville, South Carolina, Marley Engineered Products delivers heating and ventilation solutions for maximum comfort in residential, commercial and industrial settings.

Marley offers a full line of electric baseboard space heaters, convection heaters and radiant ceiling heat models. Whether an electric infrared heater, a portable garage heater, an electric unit heater or other wall mounted heaters are required, Marley Engineered Products has the supplemental heat you need.

On the ventilation side, Marley offers air curtain models plus exhaust and ceiling fans, including fans designed for specialized applications.

Marley connects customers with comfort in almost any space. **To learn more please visit MarleyMEP.com. For technical support please call 1-800-642-4328.**

Marley Engineered Products
470 Beauty Spot Road East
Bennettsville, SC 29512