


QCH SERIES

Ceiling-Mounted Fan-Forced Heater

CEILING HEATERS



Technical Specifications:


Temp Range: 45°-95°F

CFM: 65

Grille Gauge: 20

Ideal Spaces:

Basements
Offices & Lobbies
Converted Attics
Bathrooms
Workshops
Hallways & Common Areas



White

- › Dual voltage and wattage
- › Built-in power on/off switch
- › Thermal cutout to shut off heater in case of overheating
- › Easy installation with a three-piece design
- › Automatic fan delay eliminates cold drafts on start-up and discharges residual heat from the heater body during shut down
- › Recessed or surface installation options available
- › Remote wall thermostat required



QCH SERIES

Ceiling-Mounted Fan-Forced Heater

Scan the QR code
to access additional
specs and features



Models & Specifications:

ITEM INFORMATION			ELECTRICAL DATA			SHIP WT.
CATALOG NO.	UPC	VOLTS	WATTS	AMPS		
◆ QCH1101F	685360165028	120	1000	8.3	10 lbs	
			500	4.7		
◆ QCH1151F	685360165035	120	1500	12.5	10 lbs	
			750	6.3		
◆ QCH1202F	685360165042	240/208	2000/1500	8.3/7.2	10 lbs	
			1000/750	4.2/3.6		
◆ QCH1207F	685360165059	277/240	2000/1500	7.2/6.3	10 lbs	
			1000/750	3.6/3.1		

SKU Legend: ◆ = Popular Products; ● = Extended Offering (Contact your local Marley Sales Representative for typically associated lead times)

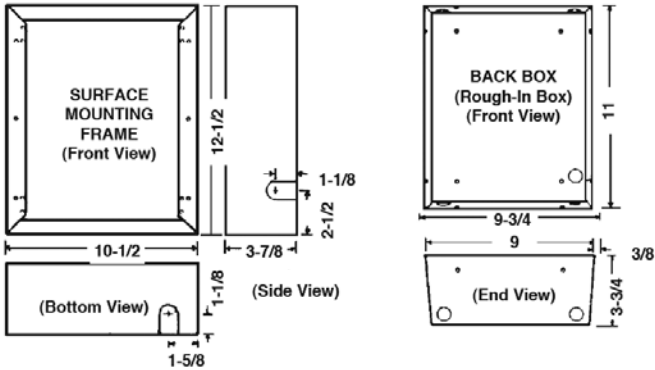
NOTE: Factory-wired for highest wattage, field-convertible to lower wattages.

Optional Accessories:

CATALOG NO.	UPC	DESCRIPTION	SHIP WT.
QCHSM	685360058726	Surface mounting sleeve, White	2 lbs
QCHS1	685360058733	1 in. Semi-Recessed Frame, White	
QCHS2	685360058740	2 in. Semi-Recessed Frame, White	
QCHTBF	685360087382	T-Bar Frame Kit, White	5 lbs

NOTE: Requires two separate leads from heater to single-pole wall thermostat.

Dimensions and Clearances:



Suggested Controls



MS26 or M601W