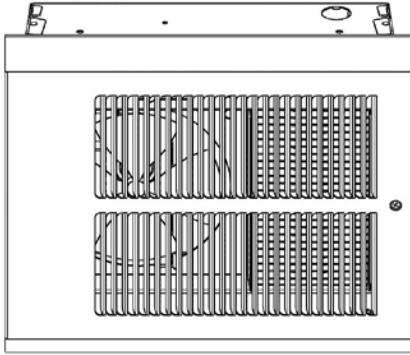


SUBMITTAL SHEET
QCH SERIES
**CEILING-MOUNTED
FAN-FORCED HEATER**



CAPACITIES

500-2000W
120, 240/208, or 277/240V
Thermostat Range: 45°-95° F
Air Movement: 65 CFM

See Selection Chart for all Options

QCH SERIES - CEILING-MOUNTED FAN-FORCED HEATER

JOB NAME: _____
LOCATION: _____
ARCHITECT: _____
ENGINEER: _____
CONTRACTOR: _____
SUBMITTED BY: _____ DATE: _____

| TAG/ITEM | QTY. | CATALOG NUMBER | HEATER | | | AMPS |
|----------|------|----------------|--------|-------|---|------|
| | | | KW | VOLTS | Ø | |
| | | | | | | |
| | | | | | | |
| | | | | | | |
| | | | | | | |
| | | | | | | |
| | | | | | | |
| | | | | | | |
| | | | | | | |
| | | | | | | |

| ACCESSORIES AND CONTROLS | TAG/ITEM | QTY. | CATALOG NUMBER | DESCRIPTION |
|--------------------------------|----------|------|----------------|-------------|
| | | | | |
| | | | | |
| | | | | |
| | | | | |

| SUBMITTED BY: | DATE |
|---------------|------|
| | |
| | |
| | |
| | |

| APPROVED BY: | DATE |
|--------------|------|
| | |
| | |
| | |
| | |

QCH SERIES ARCHITECT'S AND ENGINEER'S SPECIFICATIONS*

The heating equipment shall include an electric automatic QCH Series fan-forced air heater suitable for small area heating as manufactured by Berko®, A Marley Engineered Products® Brand, Bennettsville, SC. Heaters shall be cETLus Listed. The heater shall be designed for surface or recessed ceiling mounting. For surface mounting, a Berko SRA-SM surface mounting frame shall be used.

BACK BOX: The back box shall be designed for duty as a recessed rough-in box in either masonry or frame construction, and also when mounting directly to the surface of the finished ceiling in surface mounting installations. The back box shall be 20-gauge galvanized steel and shall contain knockouts through which field wiring leads are brought.

INNER FRAME ASSEMBLY: The inner frame assembly shall consist of a 20-gauge steel chassis on which are mounted the heating element, fan motor and blade, fan control and thermal cutout. The inner frame assembly shall be completely pre-wired.

HEATING ELEMENT: The heating element shall be warrantied for five years and shall be of non-glowing design consisting of a special resistance wire, enclosed in a steel sheath to which steel plate fins are brazed. The element shall cover the entire air discharge area to ensure uniform heating of all discharge air.

MOTOR AND CONTROLS: The fan motor shall be impedance protected, permanently lubricated and with totally enclosed rotor. Fan control shall be bi-metallic, snap-action type and shall activate fan after heating element reaches operating temperature, and continue to operate the fan after the thermostat is satisfied and until all heated air has been discharged. Thermal cutout shall be bi-metallic, snap-action type designed to shut off heater in the event of overheating and reactivate the heater when temperatures return to normal.

DISCONNECT SWITCH: A factory installed double-pole single throw disconnect switch shall be provided for positive disconnect of power supply. It will be completely concealed behind the front cover.

FRONT COVER: The louvered front cover shall be of commercial grade steel finished in White baked enamel. It will attach to the fan deck via snaps in the plastic trim pieces and shall have no exposed screw heads.

FINISH: All sheet metal parts, except the front cover and galvanized back box, shall be phosphatized, then completely painted by a baked enamel painting process.

**Berko reserves the right to change specifications without prior notice.*

Models & Specifications:

| ITEM INFORMATION | | ELECTRICAL DATA | | | SHIP WT. |
|------------------|--------------|-----------------|-----------|---------|----------|
| CATALOG NO. | UPC | VOLTS | WATTS | AMPS | |
| QCH1101F | 685360165028 | 120 | 1000 | 8.3 | 10 lbs |
| | | | 500 | 4.7 | 10 lbs |
| QCH1151F | 685360165035 | 120 | 1500 | 12.5 | 10 lbs |
| | | | 750 | 6.3 | 10 lbs |
| QCH1202F | 685360165042 | 240/208 | 2000/1500 | 8.3/7.2 | 10 lbs |
| | | | 1000/750 | 4.2/3.6 | 10 lbs |
| QCH1207F | 685360165059 | 277/240 | 2000/1500 | 7.2/6.3 | 10 lbs |
| | | | 1000/750 | 3.6/3.1 | 10 lbs |

NOTE: Factory-wired for highest wattage, field-convertible to lower wattages.

Optional Accessories:

| CATALOG NO. | UPC | DESCRIPTION | SHIP WT. |
|-------------|--------------|----------------------------------|----------|
| QCHSM | 685360058726 | Surface mounting sleeve, White | 2 lbs |
| QCHS1 | 685360058733 | 1 in. Semi-Recessed Frame, White | |
| QCHS2 | 685360058740 | 2 in. Semi-Recessed Frame, White | 5 lbs |
| QCHTBF | 685360087382 | T-Bar Frame Kit, White | |

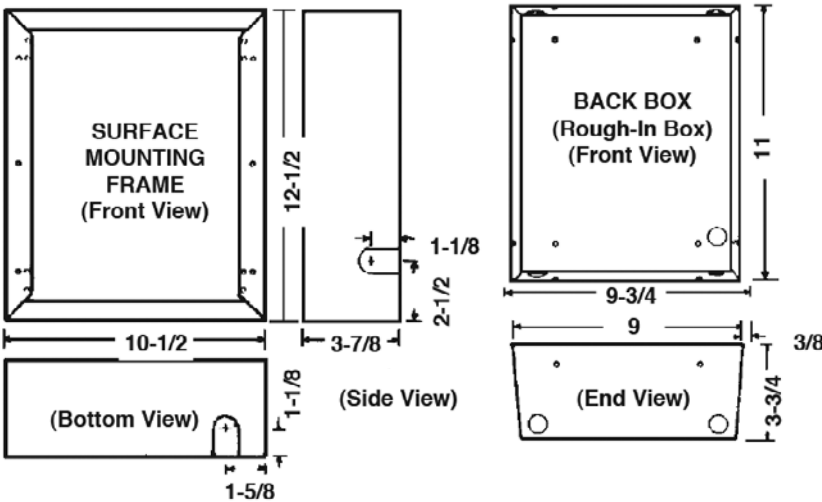
NOTE: Requires two separate leads from heater to single-pole wall thermostat.

Mounting Limitations:

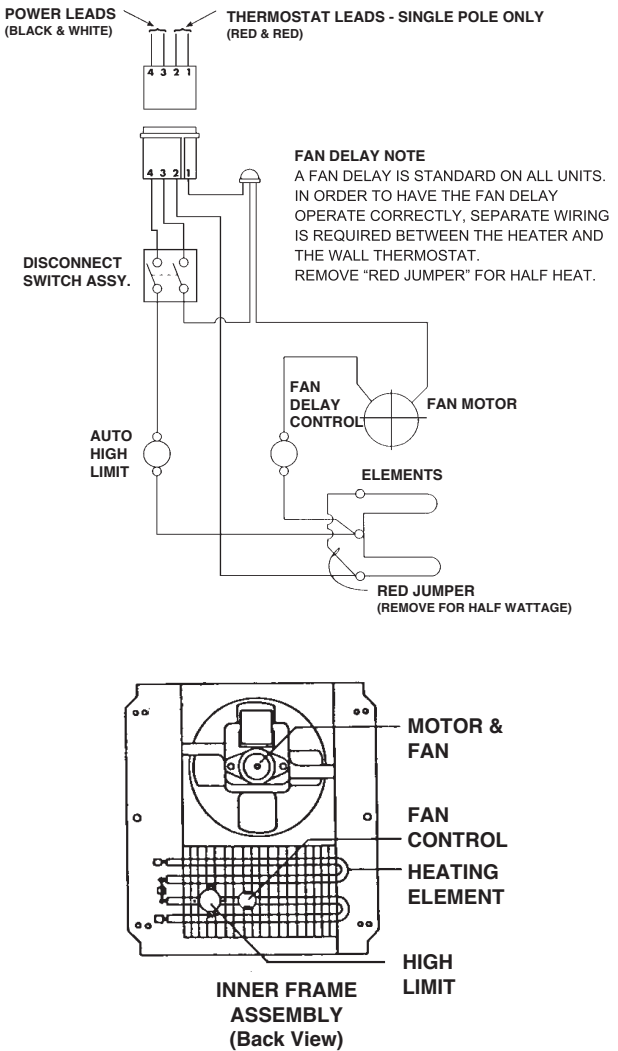
Heaters are designed for surface or recessed mounting in ceiling. They must be mounted a minimum of 6' from floor and 24" from any adjacent wall or obstruction.

NOTE: In order to have the fan delay operate correctly, three wires are required between the heater and the wall thermostat. (See figure 1).

Dimensions and Clearances:



Wiring Diagram:



No matter the industry or application, Marley Engineered Products has a robust portfolio of innovative, reliable, high-performance comfort heating and ventilation solutions for all your heating needs.

For more information or assistance on your next project, contact Technical Services at 800-642-4328

Scan the QR code to access additional specs and features



Approvals: _____