


CUHS900 SERIES

Stock Cabinet Unit Heater




Technical Specifications:

Temp Range: 55°-85°F
CFM: 200-500

Ideal Spaces:

School Hallways
Churches
Transportation Terminals
Lobbies
Stairwells
Entrance Ways
Vestibule
Mechanical Rooms



White

Contemporary Aesthetics

- › Contemporary design to match modern and future architect specifications
- › Standard stamped grille with optional ducted grilles

Easy Install and Maintenance

- › One-person maintenance on ceiling applications with hinged front panel
- › Front cover interlock de-energizes unit when front cover is removed for added safety
- › Disposable air filter mounted in inlet air stream; optional permanent and washable aluminum filters available

Robust Design

- › Cabinet constructed of heavy 16-gauge cold-rolled steel to provide strength and finished with a polyester powder coating for corrosion resistance
- › Motors are mounted with automatic thermal overload protection; motor fuse protection is provided on all heaters to meet safety requirements
- › Comes standard with two thermal safety cutouts to automatically shut off and protect the heater in the event of overheating. Reactivates the heater when operating temperature returns to normal



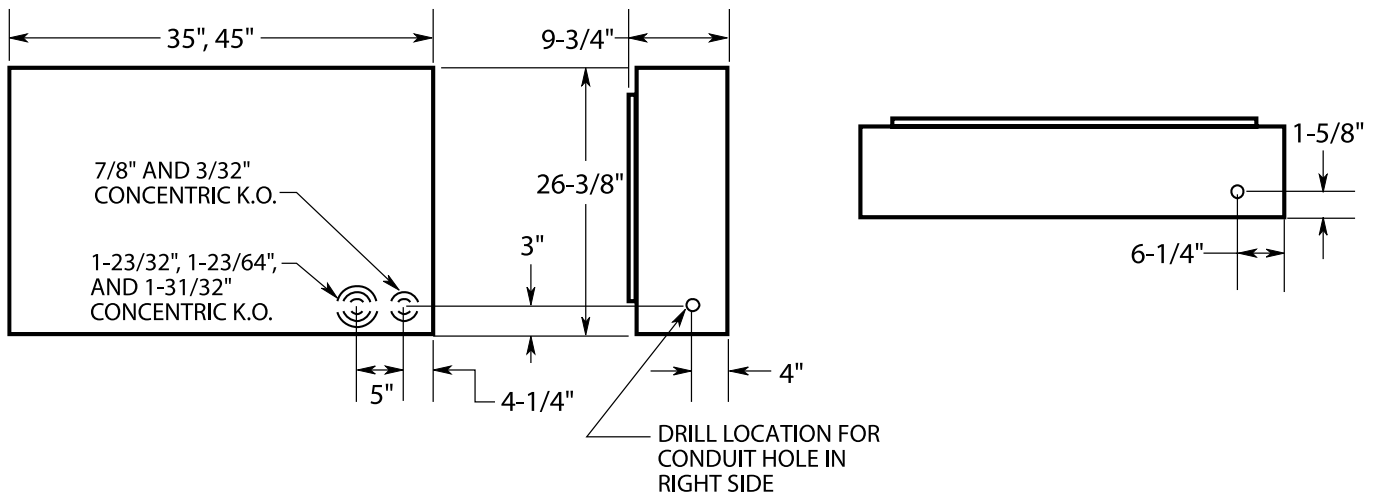
Stock Cabinet Unit Heaters: Models & Specifications:

Convertible Models									
ITEM INFORMATION								DIMENSIONAL DATA	
CATALOG NO.	UPC	CFM		VOLTS/PH.	AMPS	WATTAGE (KW)	DIM	SHIP WT.	
		HI	LO						
◆ CUHS93505203FFW	685360174174	250	200	208V/3Ø	14	5	35" W 26 3/8" H 9 7/8" D	120 lbs	
◆ CUHS93505203FFWD	685360174181	250	200	208V/3Ø	14	5		120 lbs	
◆ CUHS93505243FFW	685360174198	250	200	240V/3Ø	12	5		120 lbs	
◆ CUHS93505243FFWD	685360174204	250	200	240V/3Ø	12	5		120 lbs	
◆ CUHS93505483FFW	685360174211	250	200	480V/3Ø	6	5		120 lbs	
◆ CUHS93505483FFWD	685360174228	250	200	480V/3Ø	6	5		120 lbs	
◆ CUHS94510203FFW	685360174235	500	400	208V/3Ø	34	10	45" W 26 3/8" H 9 7/8" D	120 lbs	
◆ CUHS94510203FFWD	685360174242	500	400	208V/3Ø	34	10		120 lbs	
◆ CUHS94510243FFW	685360174259	500	400	240V/3Ø	15	10		120 lbs	
◆ CUHS94510243FFWD	685360174266	500	400	240V/3Ø	15	10		120 lbs	
◆ CUHS94510483FFW	685360174273	500	400	480V/3Ø	12	10		120 lbs	
◆ CUHS94510483FFWD	685360174280	500	400	480V/3Ø	12	10		120 lbs	

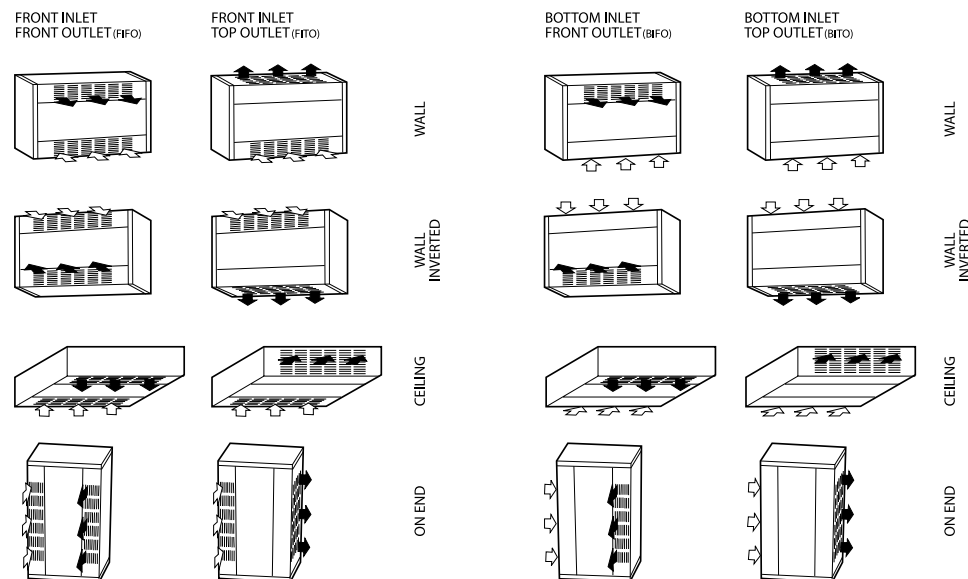
SKU Legend: ◆ = Popular Products; ● = Extended Offering (Contact your local Marley Sales Representative for typically associated lead times)

*Factory supplied 208V or 240V, 3PH field convertible to 1 PH, 480V 3 PH convertible to 277V 1 PH, 600V 3 PH convertible to 347V 1 PH. **Amps shown are 3 PH, High heat operation. Field Convertible to 1PH.

Dimensions and Clearances:



Multiple Air Flow Combinations



Suggested Controls



Now compatible with SmartSeries[®] Plus when used with 24VAC control transformer!

CUHS900 SERIES

Stock Cabinet Unit Heater

Scan the QR code
to access additional
specs and features



Optional Accessories:

CATALOG NO.	DESCRIPTION	COMPATIBLE WITH	FUNCTION	SHIP WT.
CUH935RTK	Ceiling or Wall Recess Trim Kit	CUH935	Provides a neat finish to semi-recessed or full recessed application.	3 lbs
CUH945RTK		CUH945		4 lbs
CUH935BK	Floor/Toe-Space Base Kit	CUH935	16 gauge, muted black base is recessed from the heater front and sides to provide an attractive and practical floor mounting application.	9 lbs
CUH945BK		CUH945		10 lbs
CUH935WF	Permanent, Reusable Washable Filter	CUH935	Replaces standard filter Washable filter can be cleaned and replaced.	4 lbs
CUH945WF		CUH945		6 lbs

Standard Accessories - FFW Models:

ACCESSORY	DESCRIPTION
Built-In Thermostat	Built-in single stage thermostat with adjustable knob to have heater run until demand is satisfied.
Manual Reset	Manual Reset over temperature cutout wired into control circuit. Supplied in addition to auto-reset cutout.
Dead Front Disconnect Switch	A three pole non-fused disconnect switch disconnects power to the heater. Design prevents entry into the control compartment until disconnect switch is turned to the OFF position.
Fan/Heat High/Low Switch	Allows user to select whether the heater will run in low mode (2/3 output) or high (full output).
ON/OFF Switch	Allows the user to turn off the unit so it will not run during warm months or when not needed.

Standard Accessories - FFWD Models:

ACCESSORY	DESCRIPTION
SmartSeries ⁺ Plus	Built-in two stage thermostat runs 2/3 elements on stage 1 and full heat for stage 2. Fan cycles on high speed only. Comes with BACnet BMS compatibility, scheduling, cooling mode (Fan-Only), and keypad lock.
Manual Reset	Manual Reset over temperature cutout wired into control circuit. Supplied in addition to auto-reset cutout.
Dead Front Disconnect Switch	A three pole non-fused disconnect switch disconnects power to the heater. Design prevents entry into the control compartment until disconnect switch is turned to the OFF position.