

Berko Electric - MBB-M Baseboard Heater Repair Program - How To Check Your Heater

Overall View of Heater (2 ft. unit shown for clarity)


MRP 3/26/2012



Typical Nameplate Location
(on back panel - viewable above
heating element fins)

Nameplate and Date Code Locations

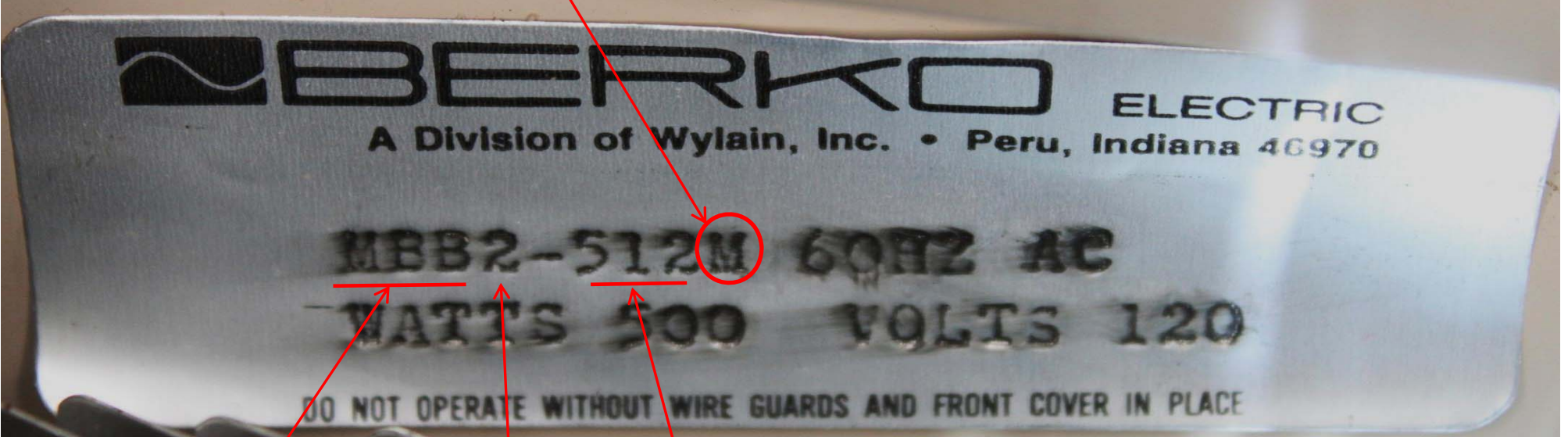
Only Date Codes Between January 1980 and March 1987 are Affected



Front Cover

Nameplate Photo (Model MBB2-512M Shown for Clarity)

IMPORTANT NOTE: ONLY Models with Suffix "M" are included in this Field Repair Program



Indicates MBB Series

Indicates Heater Length in Feet


Indicates Heater Wattage and Voltage Codes

NOTE: If your heater is an MBB - M model, go to next page for additional instructions.

How to Inspect Your Heater for Possible Damage:

Look for paint discoloration in this area of the air deflector at bottom near back

Air Deflector



Action Required For Affected MBB-M Heaters

- If you find the paint to be discolored, disconnect power to the heater until it can be repaired or replaced.
- If you do not find the paint discolored, the heater should be repaired or replaced as soon as possible, but may continue to be used.

See www.marleymep.com and click on "recalls" button at bottom of main screen for additional information